




# iPad Workshop with Family Fund's Digital Skills Team



## Session focus:


Using the App 'Clips' on the iPad/iPhone to make Social Stories for children.








Clips

## What are Social Stories?

Social Stories are short stories written in a specific style and format. They describe what happens in a given social situation and present the information in a structured and consistent manner. The information is presented through pictures and text, rather than speech. They are helpful in supporting children to understand different social situations such as events, changes, visits and doing something new.



## How to use the Clips app:

- Download the app from the app store (already set up on an iPhone). 
- Add the pictures you need using the camera icon, the 'library' or copying from Google images.  
- Press and hold the pink button to record a voice message with the picture and add it to your story.
- Use the speech bubble to record a voice message and turn it to text. 
- Use the star to add characters, emojis, labels and more! 

Family Fund is the UK's largest charity providing grants and services for families raising disabled or seriously ill children. They offer free, virtual iPad sessions for families. Take a look at their workshops below and sign up now.

<https://www.familyfund.org.uk/Pages/Events/Category/ipad-workshops>